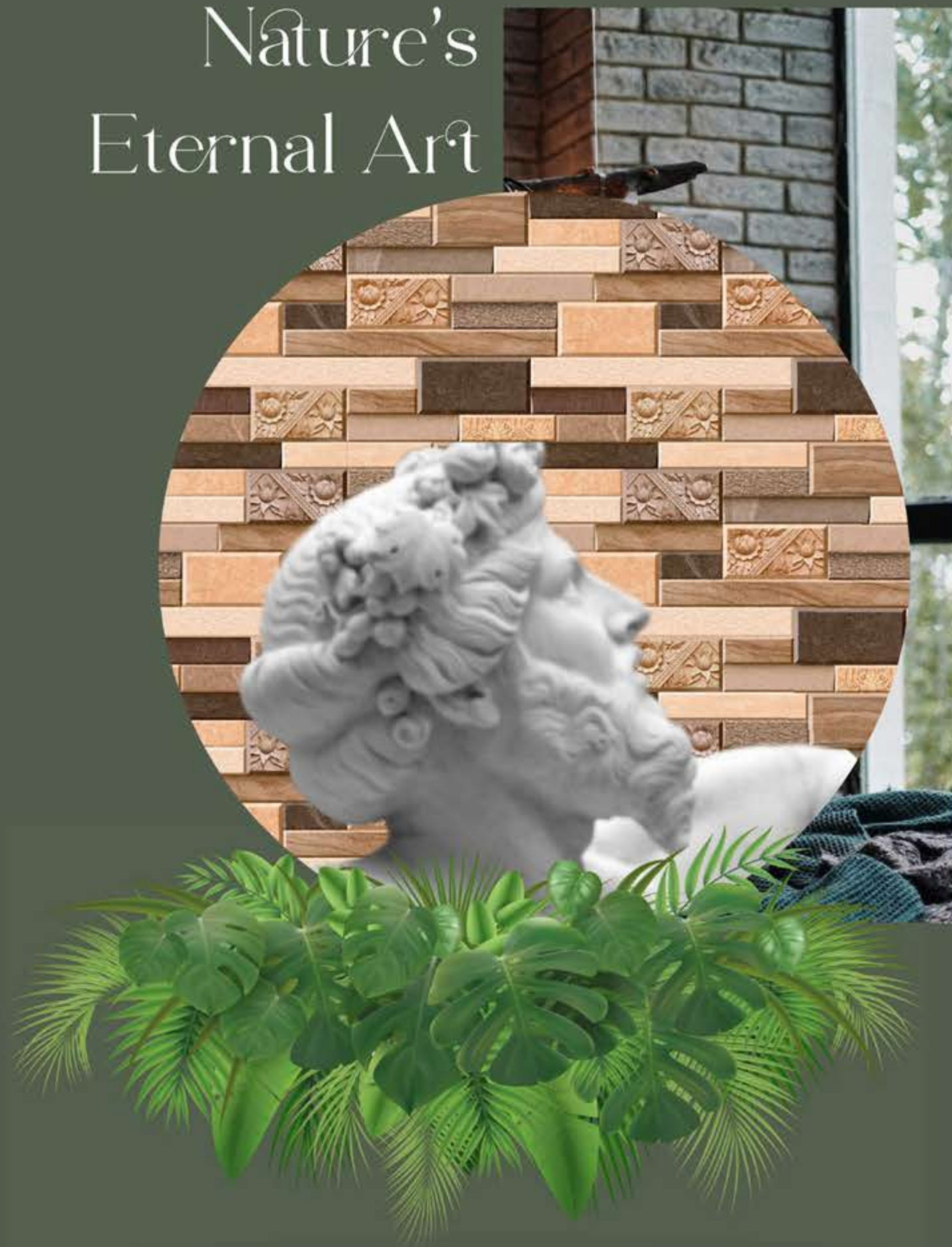


^{GLOSSY} Elevation

300x450mm
Digital Wall Tiles

Vol-3

Nature's Eternal Art



A Source Of Inspiration

Walls become a canvas prepared to be decorated, where the only limit is our imagination.

A new concept of wall tile presented in a small format where the combination of colours and the use of different volumes and effects are the main theme. Mixing, combining styles, boosting the creativity in every space. Offering an endlessly number of possibilities in shapes, motives, designs and effects, with relief and volumes, capable of attracting everyone's attention.

GLOSSY Elevation



Glamour Of
Details



STYLE OF FABULOUS FINESSE

The shades that comprise the Elevation series, thanks to their sobriety and naturalness, perfectly integrate with the contemporary style of home furnishing. The minute details that characterized the Elevation collection are seen best in the three dimensional structures decor; in the Wall 3D, for example, built from small bush-hammered, honed and sand-blasted pieces, or in the Rub decor, which with its worked surface, tells the story of the material quality of sedimentary stone. The Wall Caddle interprets an assemblage of tradition, which combines perfectly with the rest of the collection.

TECHNICAL DETAILS



SCRATCH
RESISTANCE



CHEMICAL
RESISTANCE



STAIN
RESISTANCE



WATER
RESISTANCE




HYGINIC
SURFACE




ECO
FRIENDLY




GLOSSY ELEVATION
30X45 cm




44000




GLOSSY ELEVATION
30X45 cm




44001




GLOSSY ELEVATION
30X45 cm



44002




GLOSSY ELEVATION
30X45 cm




44003



GLOSSY ELEVATION
30X45 cm




44004



GLOSSY ELEVATION
30X45 cm



44005




GLOSSY ELEVATION
30X45 cm




44006




GLOSSY ELEVATION
30X45 cm



44007



GLOSSY ELEVATION
30X45 cm




44008




GLOSSY ELEVATION
30X45 cm




44009



GLOSSY ELEVATION
30X45 cm




44010



GLOSSY ELEVATION
30X45 cm



44011



GLOSSY ELEVATION
30X45 cm




44012




GLOSSY ELEVATION
30X45 cm




44013



GLOSSY ELEVATION
30X45 cm




44014



GLOSSY ELEVATION
30X45 cm




44015



GLOSSY ELEVATION
30X45 cm












44016



TECHNICAL

DETAILS

	PROPERTIES	INTERNATIONAL STD.	VALUE	TEST METHOD
1.	Deviation in Length	± 0.5%	± 0.3%	EN 98
2.	Deviation in Thickness	± 5.0%	± 4.0%	EN 98
3.	Rectangularity	± 0.5%	± 0.2%	EN 98
4.	Surface Flatness	± 0.5%	± 0.2%	EN 98
5.	Water Absorption	10%	12-14%	EN 98
6.	Moh's Hardness	Min. 3	Min. 3	EN 101
8.	Modules of Rupture	153 Kgs./cm ²	183 Kgs./cm ²	EN 100
9.	Chemical Resistance	Resistance to all expert hydrofluoric acid & it's compounds	Resistance to all expert hydrofluoric acid & it's compounds	EN 102
10.	Thermal Shock Resistance	Required	10 Cycles	EN 104
11.	Crazing Resistance	Required	in Conformity with the norms	EN 105

	DETAILS PRINTING SPECIFICATION	SCREEN PRINTING SPECIFICATION	DIGITAL PRINTING SPECIFICATION
1.	 Naturally Varying Design	No	Yes
2.	 Printing Accuracy	Low	High
3.	 Printing Consistency	Low	High
4.	 Printing Resolution (DPI)	60-80	350-1000
5.	 Print on uneven surface	Not Possible	Easily Possible
6.	 Customization	No	Easily Possible
8.	 Edge to Edge Printing	No	Edge to Edge Printing
10.	 Design Range	Limited	Endless
11.	 Number of Printing Colours	2-4	No Limit

PACKING DETAILS

SIZE	THICKNESS (Approx.)	Pcs / Box	Area / Box	Wt. / Box (Approx.)
300x450mm	7.7mm	6 pcs	0.81 sq. mtr.	10.500kg

Note: Colour Shown are as accurate as the limitations of the printing process will allow. prospective customers are advised to inspect a sample of the tile before ordering. Every effort has been made to ensure the accuracy of the information given. However, the company reserve the right to change the specifications without prior notice. Sometime variations in shade or size being inherent to ceramic industry may occur. Before fixing, we advise you to follow the fixing instructions on the cartons of the tiles as no responsibility can be accepted by the company once the tiles have been fixed.

